

NPM

NEEDS AND POPULATION MONITORING



Site Management Cluster

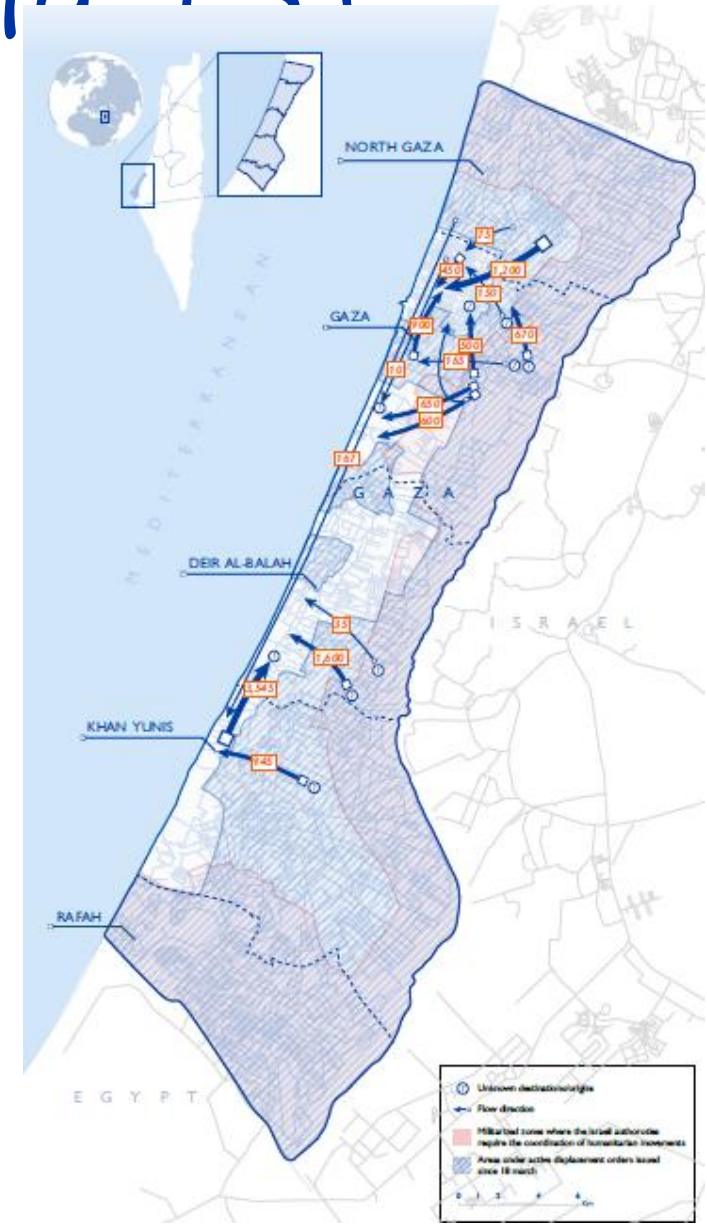
Palestine

OPT Weekly Displacement Update

Internal Meeting, 17
July 2025

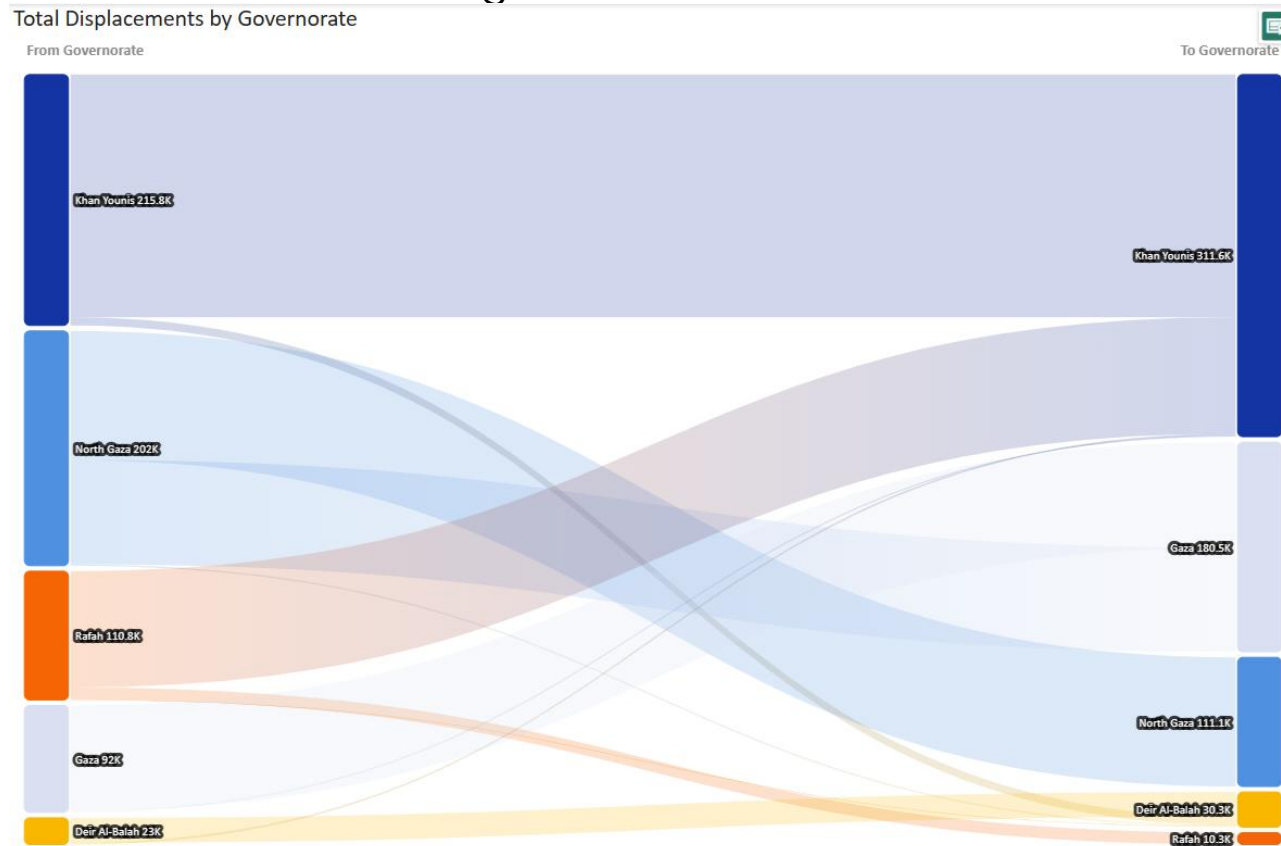
Latest Movements (as of July 15)

- 3 displacement orders have been issued on July 8, 11 and 15. Since May 15, over 30 displacement orders have been issued. As of July 9, 2.1M people live in Gaza and 87% of the territory is currently either within militarized areas or under displacement orders (OCHA).
- 11,662 new displacements were reported during the week of 8-15 July, a number comparable to the previous week.
- More than half of known movements were intra-governorate, primarily occurring within Gaza Governorate. The remaining movements mainly occurred from the northern to the southern governorates.
- 40% of all recorded movements originated either from or to Al Mawasi in Khan Younis and a significant wave of movements occurred from Jabalia to West Gaza City.
- This brings the number of displacements since the escalation of military activity on May 15 to nearly 300k; 125k in the southern 3 governorates and 177k in the northern 2 governorates.
- Since the end of the ceasefire on March 18th, nearly ¾ million displacements have been recorded.



Trends since March 18

- When looking at the $\frac{3}{4}$ million displacement movements which affected 1.9M of the 2.1M Gazans since the end of the ceasefire, we note that most of the movements were intra-governorate, mainly occurred inside Khan Younis, North Gaza and Gaza respectively. Movements from North Gaza to Gaza and from Rafah to Khan Younis were also significant.

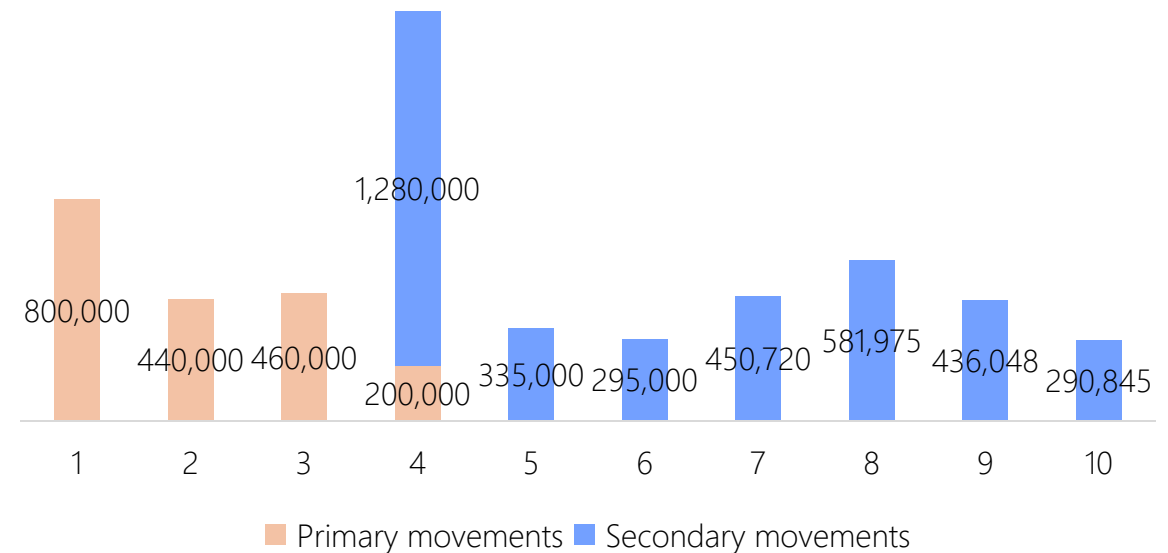


Updated displacement video here

Intro to Waves of Displacement

- The waves of displacement include 2 types of movements: primary, which is the first time an individual is displaced from their area of origin, and secondary, a term used to refer to individuals displaced more than one time and arriving from another location of displacement. The term does not imply that a person was displaced only 2 times but rather that they were displaced more than once.
- Primary movements have been recorded up until wave 4, and until then add up to 1.9M, the figure used to identify the number of people displaced.
- When adding up all displacement movement since October 2023, the figure is 4.3M, indicating that Gazans have on

of primary and secondary movements per Wave
Oct 2023 to July 2025



Wave #1: 13 Oct 23 – 01 Dec 23



An estimated 800,000 displaced individuals were recorded across the Gaza strip starting from the week following the events of October 7th. On October 13th, the first displacement order was issued for North Gaza and Gaza governorates, where more than a million people lived, directing its residents to move towards the South. In the last week of November till December 1st, a weeklong truce was agreed on during which some return movements to Gaza City and the North were recorded.